

What's going on in this picture? Look closely at the image above or view it in a larger size, then tell us what you see by posting a comment. On Thursday afternoon, we will reveal more about the image and its origins at the bottom of this post. Jon Nasse/Reuters

Yandex

Uploaded image x Search

Web Images Video News Translate Disk Mail Ads

Image size: 1267x1580

Select crop area

Other image sizes

No matching images found

Sites containing information about the image

1 inch 2 inches 3 inches 5 inches 6 inches 8 inches 10 inches the specific size of the photo (with a common photo size comparison)

programmersought.net

印度签证照片尺寸要求印度签证代办服务中心

ind12visa.com

印度签证办理 印度签证材料 印度签证照片要求 印度签证申请大厅

1寸2寸3寸5寸6寸8寸10寸照片的具体尺寸附常用照片尺寸

blog.cdn.net

阿根廷照片尺寸40毫米x40毫米照片要求为彩色背景色为单一韵...

两吋照片大小 - Lindseyfoux

Image appears to contain

человек женщина азиат корейские звезды passport

Products in the image

Full image Рубашка

from 6 790 P Мужская рубашка... Yandex Market

Out of stock Рубашка-кноп со съёмным... Yandex Market

Out of stock Рубашка Befree Yandex Market

Out of stock Платье Befree Yandex Market

Out of stock Рубашка Befree Yandex Market

Even more items View all

Similar images

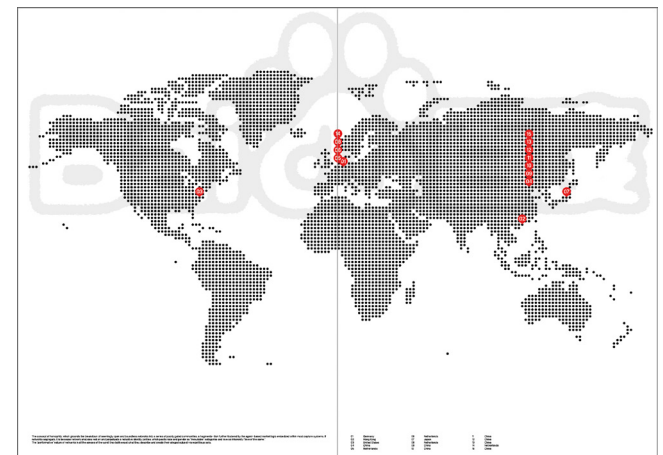
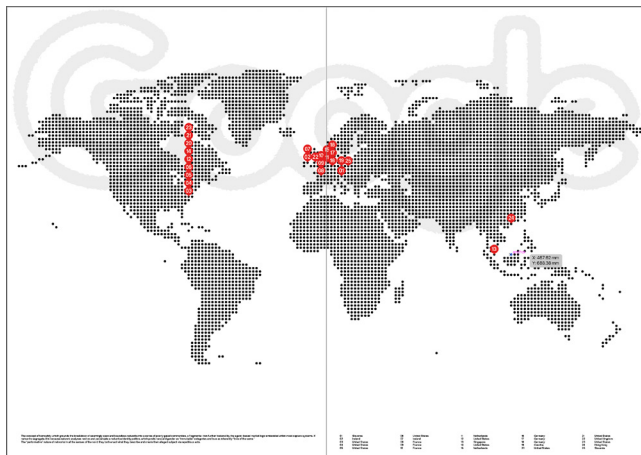


Google

此图片包含“快餐”吗?

图片中: catemagen (使用方式符合 CC BY 2.0)

否 是

类别 跳过



Journey (n.) could be physical and spiritual.

a pic to another pic, it is a journey,

The transformation is within and after the journey

A beach stone, as an object, was transformed from something and eventually became something else, like sand.

Tourists pick the stone they think is pretty or looks like something as the souvenir of a journey. The semiotic perspective was revealed at this moment. People have their own narratives in a single or multiple objects.

By the image of one stone and a few stones into the reverse image search engine, the transformation begins. By seeing a series of visuals, people would have their own narrative in it. To what extent the format would change the perspective toward images?

1. Using linear visual narrative format


Just choosing the most related result and put it back into the engine to generate a loop.



stone_t3.0.jpg



stone_t3.1.jpg



stone_t3.2.jpg



stone_t3.3.jpg



stone_t3.4.jpeg



stone_t3.5.jpeg



stone_t3.6.jpeg



stone_t3.7.jpeg



stone_t3.8.jpeg



stone_t3.9.jpeg



stone_t3.10.jpeg



stone_t3.11.jpeg



stone_t3.12.jpeg



stone_t3.13.jpeg




stone_t3.14.jpeg



stone_t3.15.jpeg



stone_t3.16.jpeg



stone_t3.17.jpeg



stone_t3.18.jpeg




stone_t3.19.jpeg

1. Using linear visual narrative format

Just choosing the most related result and put it back into the engine to generate a loop.



stone_t2.0.jpeg



stone_t2.1.jpeg



stone_t2.2.jpeg



stone_t2.3.jpeg



stone_t2.4.jpeg



stone_t2.5.jpeg




stone_t2.6.jpeg




stone_t2.7.jpeg




stone_t2.8.jpeg



stone_t2.9.jpeg




stone_t2.10.jpeg




stone_t2.11.jpeg



stone_t2.12.jpeg



stone_t2.13.jpeg



stone_t2.14.jpeg



stone_t2.15.jpg




stone_t2.16.jpeg



stone_t2.17.jpeg





stone_t2.18.jpeg





Unit2 Position Through Triangulating

2. Using holistic visual format

Using the same image but adding different words that describe the feeling of a journey. To see how it affect the outcome.



1-STUDIO



2. Engaged with story telling

Each image are using the original photo together with the prompts from a paragraph.

